

Scaled data based on original data using
LM-79-08 Approved Method: Electrical and Photometric Measurements of Solid-
State Lighting Products

Test Report Prepared for
Cooper Lighting Solutions
(formerly Eaton)

Brand: STREETWORKS

Report Number: P191386

Luminaire Tested: **GAN-AF-08-LED-U-T2-1200-ADJ**

Issue Date: 3/3/2020

Test Information

Test Method: LM-79-08
Report Number: P191386
TEST IS SCALED FROM IESNA LM-79-08 TEST DATA (P24139)
Test Lab: INNOVATION CENTER P2
Issue Date: 3/3/2020
Manufacturer: COOPER LIGHTING SOLUTIONS (FORMERLY EATON)
Product Line: STREETWORKS
Catalog Number: GAN-AF-08-LED-U-T2-1200-ADJ
Description: GALLEON AREA AND ROADWAY LUMINAIRE
(8) 70 CRI, 4000K, 1200mA LIGHTSQUARES WITH 16 LEDS EACH AND TYPE II OPTICS
Light Source: -
Ballast/Driver: ELECTRONIC DRIVER

Summary

Lumens per Lamp: N/A
Luminaire Lumens: 52533.6 lumens
Efficiency: N/A
Efficacy: 102.8 lumens/watt
Luminous Opening: Rectangular (W 2' x L: 1' x H: 0')
IES Classification: Type II - Medium - Full Cutoff
BUG Rating: B4 - U0 - G5

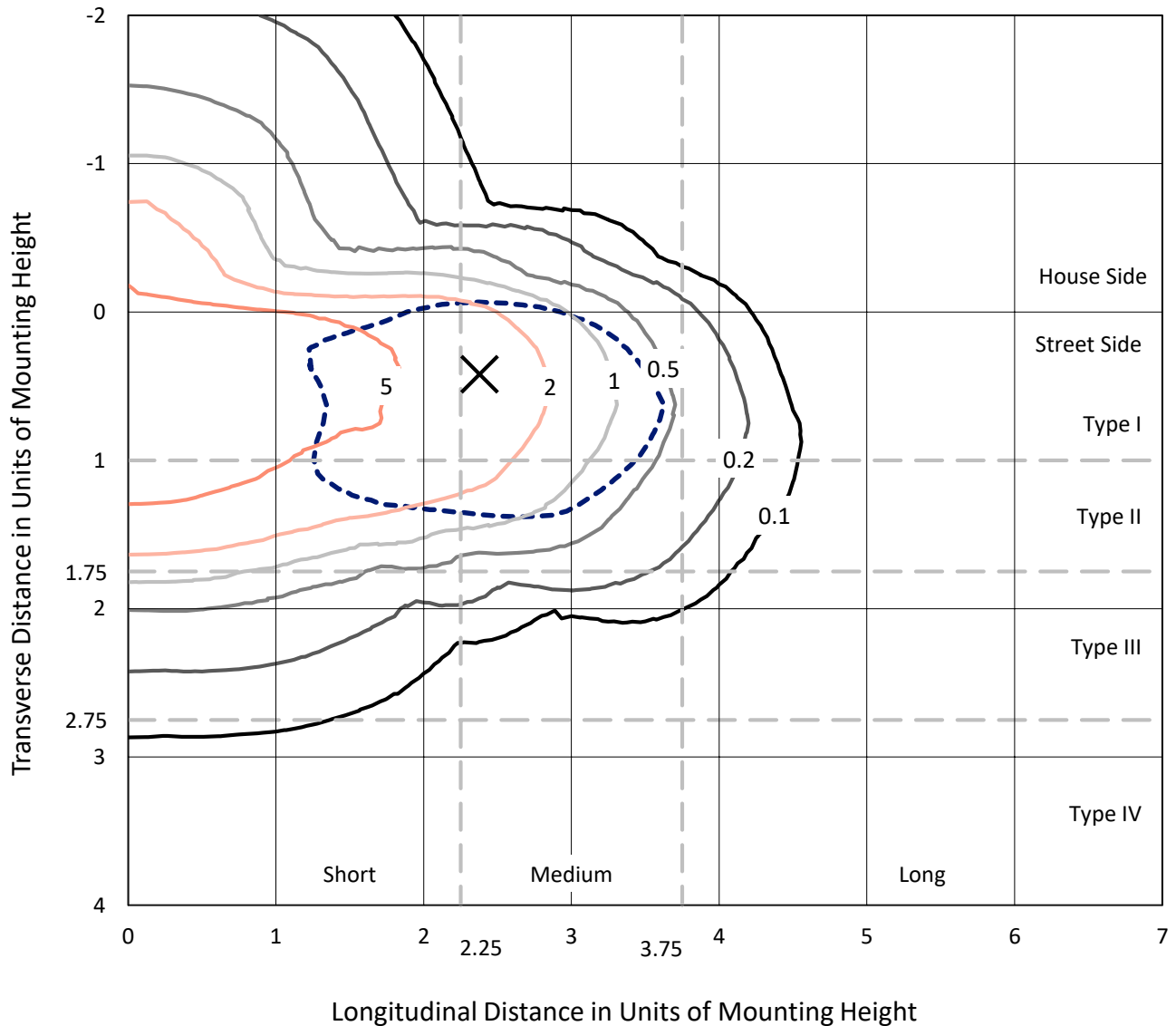
Input Watts (W): 511
Input Voltage (V): NR
Input Current (Ain): NR
Voltage Rise (V): NR
Power Factor: NR
Total Harmonic Distortion (THDi): NR
Frequency (hertz): 60
Stabilization Time: NR
Operation Time: NR
Ambient Temperature (°C): NR
Test Distance: 28.75 FT



REPORT NUMBER: P191386
 CATALOG NUMBER: GAN-AF-08-LED-U-T2-1200-ADJ

Iso-Footcandle Lines of Horizontal Illumination

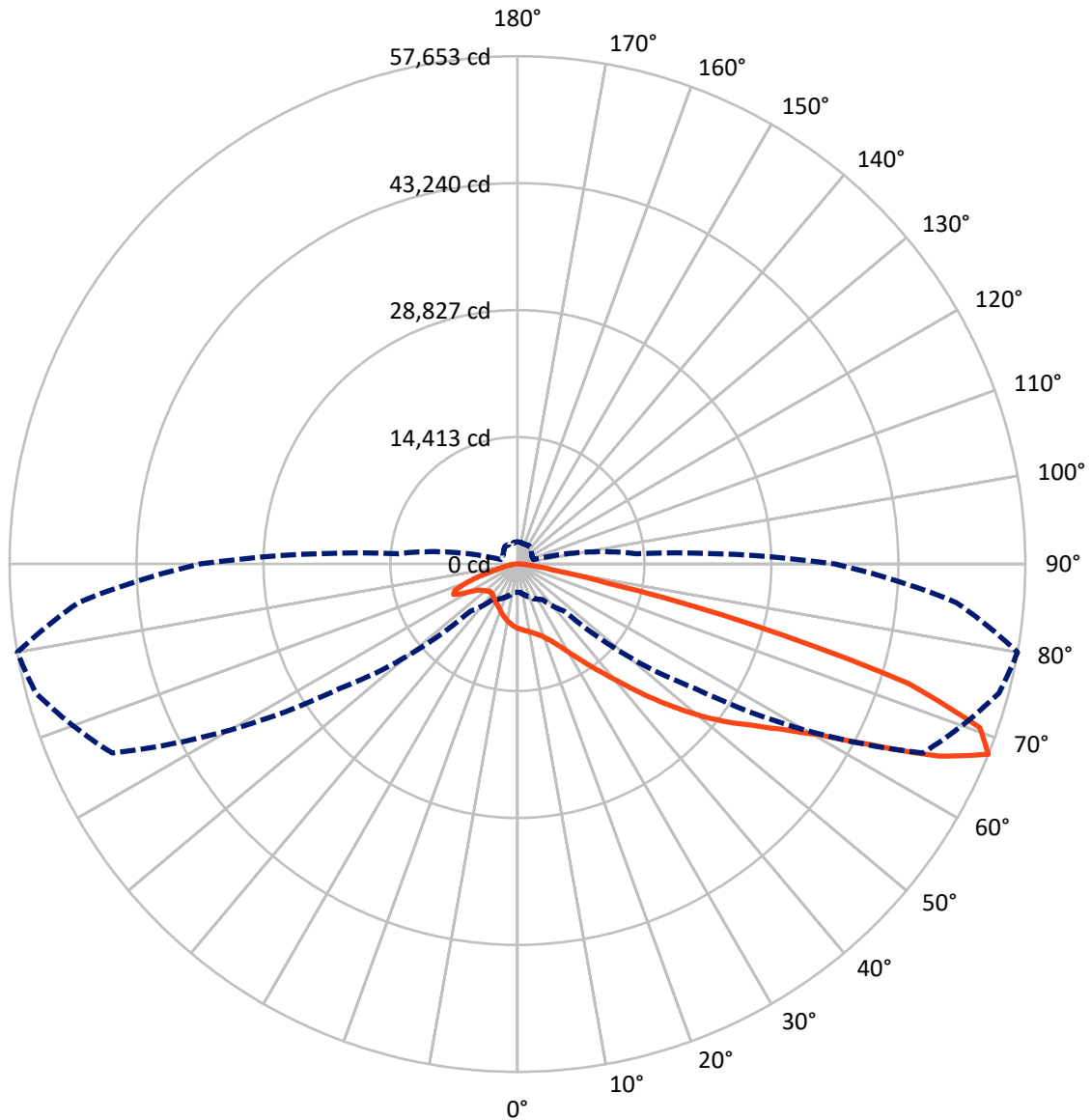
× Max cd
 - - - 1/2 Max cd



Based on 30 foot mounting height. Maximum calculated value = 9.9 fc
 Type II - Medium - Full Cutoff

REPORT NUMBER: P191386
CATALOG NUMBER: GAN-AF-08-LED-U-T2-1200-ADJ

Luminous Intensity Polar Plot



— Vertical Plane Through 80-Deg Lateral - - - Horizontal Cone Through 67.5-Deg Vertical

REPORT NUMBER: P191386

CATALOG NUMBER: GAN-AF-08-LED-U-T2-1200-ADJ

FLUX DISTRIBUTION:

		Downward	Upward	Total
House Side	Lumens	9674.7	0.0	9674.7
	% Fixture	18.4	0.0	18.4
Street Side	Lumens	42858.9	0.0	42858.9
	% Fixture	81.6	0.0	81.6
Total	Lumens	52533.6	0.0	52533.6
	% Fixture	100.0	0.0	100.0

Coefficient of Utilization

ZONAL LUMENS:

Zone	Lumens	% Fixture
0°-10°	673.3	1.3
10°-20°	1939.4	3.7
20°-30°	3210.2	6.1
30°-40°	5251.0	10.0
40°-50°	8478.3	16.1
50°-60°	12240.2	23.3
60°-70°	13507.8	25.7
70°-80°	6226.3	11.9
80°-90°	1007.1	1.9
90°-100°	0.0	0.0
100°-110°	0.0	0.0
110°-120°	0.0	0.0
120°-130°	0.0	0.0
130°-140°	0.0	0.0
140°-150°	0.0	0.0
150°-160°	0.0	0.0
160°-170°	0.0	0.0
170°-180°	0.0	0.0
0°-90°	52533.6	100.0
0°-180°	52533.6	100.0



REPORT NUMBER: P191386

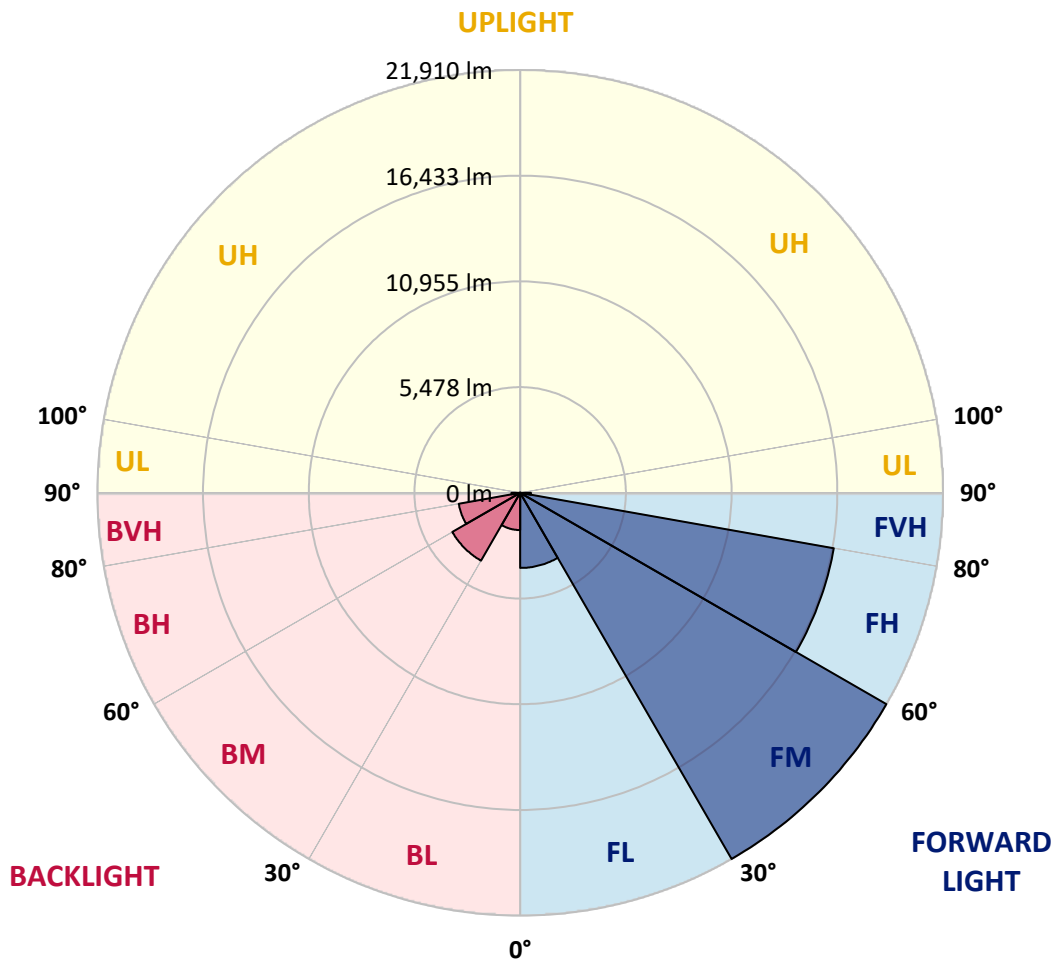
CATALOG NUMBER: GAN-AF-08-LED-U-T2-1200-ADJ

LUMINAIRE CLASSIFICATION SYSTEM LUMEN TABLE AND BUG RATING:

Zone	Lumens	% Fixture	Zone Rating/Lumen Limit		
			B	U	G
FL (0°-30°)	3892.6	7.4			
FM (30°-60°)	21910.4	41.7			
FH (60°-80°)	16502.2	31.4			G5
FVH (80°-90°)	553.7	1.1			G4/750
BL (0°-30°)	1930.2	3.7	B3/2500		
BM (30°-60°)	4059.2	7.7	B3/5000		
BH (60°-80°)	3231.9	6.2	B4/5000		G4/5000
BVH (80°-90°)	453.4	0.9			G3/500
UL (90°-100°)	0.0	0.0		U0/0	
UH (100°-180°)	0.0	0.0		U0/0	

BUG Rating: B4-U0-G5

Type II Medium





REPORT NUMBER: P191386
 CATALOG NUMBER: GAN-AF-08-LED-U-T2-1200-ADJ

CANDELA DISTRIBUTION (FULL):

	0°	5°	15°	25°	35°	45°	55°	65°	75°	80°	85°
0°	7298.4	7298.4	7298.4	7298.4	7298.4	7298.4	7298.4	7298.4	7298.4	7298.4	7298.4
2.5°	7983.8	7937.3	7945.1	7932.1	7893.3	7826.1	7753.7	7621.7	7484.6	7412.2	7355.3
5°	8651.1	8638.1	8620.0	8578.7	8480.4	8340.7	8167.4	7934.7	7683.8	7551.9	7425.2
7.5°	9150.2	9142.4	9119.2	9093.3	8997.7	8829.5	8568.3	8237.3	7872.6	7691.6	7495.0
10°	9191.6	9204.5	9222.6	9292.5	9305.4	9214.8	8948.5	8547.6	8069.1	7836.4	7585.5
12.5°	8839.8	8868.3	8938.1	9116.6	9305.4	9416.6	9279.5	8873.5	8299.3	8017.5	7699.3
15°	8374.4	8389.8	8475.2	8720.9	9059.7	9403.7	9533.0	9232.9	8596.8	8250.2	7870.0
17.5°	8175.2	8183.0	8242.4	8405.4	8720.9	9212.3	9675.3	9623.5	8961.5	8539.9	8079.5
20°	8074.4	8092.5	8177.8	8338.2	8537.2	8966.6	9695.9	10045.1	9395.9	8901.9	8343.3
22.5°	8361.4	8353.6	8384.7	8464.8	8633.0	8891.6	9680.4	10479.5	9949.4	9367.5	8687.3
25°	9031.2	9059.7	9005.3	8914.9	8969.1	9150.2	9763.1	10950.3	10642.5	9964.9	9137.3
27.5°	9985.5	9957.1	9877.0	9664.8	9553.6	9631.3	10037.3	11457.2	11503.7	10751.1	9732.1
30°	10937.3	10914.1	10836.4	10577.8	10350.2	10285.6	10570.0	12039.1	12530.4	11695.1	10461.4
32.5°	11925.3	11899.4	11827.1	11568.3	11294.2	11144.2	11327.9	12711.5	13740.9	12822.7	11320.1
35°	13143.4	13094.3	12941.7	12582.2	12313.3	12196.8	12282.2	13557.3	15137.4	14157.2	12362.4
37.5°	14289.1	14364.2	14209.0	13712.3	13363.2	13321.9	13417.5	14589.1	16642.6	15649.5	13559.8
40°	15440.0	15453.0	15313.3	14907.3	14547.8	14480.5	14721.1	15840.9	18419.5	17434.0	15015.9
42.5°	16629.7	16655.6	16420.2	16045.2	15781.4	15794.4	16068.5	17307.3	20457.4	19536.7	16691.8
45°	18039.2	18078.0	17819.4	17328.0	17087.5	17571.1	17457.3	18952.2	22691.9	21926.3	18616.0
47.5°	19513.4	19572.8	19376.3	18916.0	18616.0	19280.7	18846.1	20775.5	25097.2	24489.3	20729.0
50°	20317.7	20403.1	20594.5	20560.8	20496.1	20385.0	20395.3	22730.7	27577.4	27158.4	22901.4
52.5°	19885.9	19883.2	20581.6	21429.8	22335.0	22402.2	22283.2	24791.9	29894.7	29768.0	24947.1
55°	17909.9	18044.4	19102.2	20744.4	23216.9	24760.9	25112.6	27153.2	32170.6	32318.0	27023.9
57.5°	14620.2	14731.4	16159.0	18447.9	22027.2	26162.7	29136.9	30585.2	34715.5	35403.4	29788.6
60°	9915.8	10050.3	11563.2	14312.4	18825.5	25381.7	32967.1	36709.5	37762.1	39326.8	33668.1
62.5°	5826.8	5948.5	7182.0	9028.7	13254.6	21753.2	34648.3	45422.6	42601.0	45246.8	39585.4
65°	4011.3	4094.1	4694.1	5620.0	7616.6	14651.2	32563.7	51438.3	50046.8	52581.4	46446.8
67.5°	3227.6	3217.3	3693.2	4324.2	4903.5	7554.5	24623.9	50758.1	56595.4	57653.1	50008.1
70°	2658.6	2648.3	2971.7	3494.1	3918.2	4254.5	13412.4	42833.8	55260.8	55690.2	46728.7
72.5°	2224.2	2234.5	2441.5	2829.4	3214.7	3204.4	5894.1	30132.7	43472.5	46441.7	37250.0
75°	1877.6	1882.8	2019.9	2294.1	2609.5	2581.1	3196.6	16324.6	25270.5	27336.8	20648.8
77.5°	1598.4	1603.5	1691.4	1844.0	2069.0	2058.7	2332.8	7052.7	10541.6	10412.3	7063.1
80°	1425.1	1425.1	1466.4	1494.8	1619.0	1572.5	1730.2	3388.0	4456.2	4114.7	2819.0
82.5°	1117.3	1122.5	1375.9	1365.5	1275.0	1215.6	1215.6	1996.6	2361.3	2182.8	1650.0
85°	628.5	625.8	887.1	1070.7	1122.5	856.0	848.3	1117.3	1285.3	1132.8	799.1
87.5°	268.9	274.2	411.2	475.9	636.2	532.8	525.0	576.7	654.3	566.4	369.8
90°	0.0	0.0	0.0	0.0	0.0	0.0	0.0	0.0	0.0	0.0	0.0



REPORT NUMBER: P191386

CATALOG NUMBER: GAN-AF-08-LED-U-T2-1200-ADJ

CANDELA DISTRIBUTION (continued):

	90°	95°	105°	115°	125°	135°	145°	155°	165°	175°	180°
0°	7298.4	7298.4	7298.4	7298.4	7298.4	7298.4	7298.4	7298.4	7298.4	7298.4	7298.4
2.5°	7301.0	7233.8	7086.4	6902.8	6737.3	6628.6	6530.3	6388.1	6395.8	6297.6	6225.2
5°	7295.9	7156.2	6814.8	6408.8	6018.2	5736.3	5524.2	5332.8	5286.3	5195.8	5141.5
7.5°	7301.0	7073.4	6499.3	5850.2	5366.5	5009.6	4828.5	4727.7	4704.4	4673.4	4676.0
10°	7319.1	6998.4	6152.7	5327.7	4820.8	4585.5	4541.5	4572.5	4608.7	4619.0	4621.7
12.5°	7360.5	6931.2	5772.5	4862.2	4479.4	4407.0	4482.0	4588.0	4657.9	4691.5	4688.9
15°	7453.6	6879.4	5407.9	4497.5	4290.7	4329.4	4469.1	4619.0	4719.9	4766.5	4769.1
17.5°	7554.5	6804.5	5032.9	4218.2	4150.9	4249.2	4422.5	4598.4	4722.6	4774.2	4784.6
20°	7686.4	6711.4	4639.8	4008.7	4019.1	4130.3	4293.2	4469.1	4606.1	4650.1	4670.8
22.5°	7859.6	6610.5	4295.8	3838.0	3869.1	3954.4	4081.2	4233.7	4352.7	4373.4	4391.5
25°	8092.5	6501.9	4021.6	3682.8	3695.8	3744.9	3830.2	3920.8	4003.5	3980.3	3998.4
27.5°	8405.4	6408.8	3817.3	3540.6	3517.3	3527.6	3571.6	3600.1	3644.1	3579.4	3587.2
30°	8772.6	6307.9	3659.6	3416.5	3351.8	3333.7	3344.0	3359.6	3393.2	3305.3	3292.4
32.5°	9199.4	6186.4	3512.2	3307.8	3217.3	3181.1	3186.3	3227.6	3357.0	3302.7	3274.3
35°	9695.9	6049.3	3357.0	3188.8	3126.8	3075.1	3069.9	3199.2	3584.5	3551.0	3525.1
37.5°	10277.8	5912.2	3201.8	3054.4	3059.5	3002.7	2984.6	3132.0	3628.5	3496.7	3478.5
40°	11017.5	5839.8	3069.9	2912.1	2976.8	2969.0	2932.8	3007.8	3338.9	3098.3	3067.3
42.5°	11933.0	5850.2	2971.7	2759.5	2878.5	2961.2	2904.4	2906.9	3025.9	2844.9	2816.5
45°	13063.3	5971.7	2901.8	2638.0	2767.3	2953.6	2894.0	2852.7	2863.0	2767.3	2751.8
47.5°	14382.3	6222.6	2852.7	2537.1	2661.3	2925.0	2891.5	2837.2	2813.8	2762.2	2749.2
50°	15848.7	6587.2	2816.5	2441.5	2565.6	2878.5	2894.0	2821.6	2795.7	2775.1	2767.3
52.5°	17289.2	7003.6	2762.2	2358.7	2490.6	2821.6	2901.8	2806.1	2777.6	2762.2	2754.4
55°	18895.2	7523.5	2679.4	2288.9	2428.5	2749.2	2901.8	2782.8	2751.8	2754.4	2751.8
57.5°	21065.1	8364.0	2581.1	2229.3	2353.5	2661.3	2852.7	2757.0	2718.2	2720.7	2723.3
60°	24455.8	9845.9	2462.1	2169.9	2260.4	2557.8	2785.4	2700.1	2661.3	2671.6	2674.2
62.5°	29442.1	12021.0	2307.0	2081.9	2162.1	2446.6	2692.3	2627.7	2588.9	2614.8	2614.8
65°	34624.9	13940.0	2115.6	1970.7	2058.7	2325.1	2575.9	2537.1	2498.4	2557.8	2555.2
67.5°	36018.9	13510.6	1924.2	1849.2	1955.3	2190.5	2436.3	2415.6	2394.9	2498.4	2493.1
70°	31997.3	10846.9	1748.3	1725.0	1841.4	2045.7	2286.3	2286.3	2273.3	2350.9	2332.8
72.5°	24378.1	7691.6	1580.3	1593.1	1712.1	1888.0	2123.3	2141.4	2120.8	2159.6	2144.0
75°	13050.3	4401.9	1412.1	1448.3	1551.7	1727.7	1942.3	1960.4	1947.5	1944.8	1952.6
77.5°	4337.2	2151.8	1236.2	1293.1	1383.6	1562.1	1753.4	1782.0	1750.9	1745.8	1743.1
80°	1931.9	1352.6	1042.3	1117.3	1197.5	1373.3	1554.4	1577.6	1544.0	1590.6	1531.1
82.5°	1241.5	889.7	835.3	918.1	995.7	1184.5	1355.2	1360.4	1329.3	1544.0	1316.4
85°	602.6	550.9	628.5	703.5	770.7	931.1	1122.5	1125.0	1047.4	954.3	920.8
87.5°	300.0	320.7	419.0	486.2	519.9	638.8	817.2	801.8	768.1	698.3	643.9
90°	0.0	0.0	0.0	0.0	0.0	0.0	0.0	0.0	0.0	0.0	0.0

(END OF REPORT)